

# QuickBooks Disconnect

Last Modified on 06/08/2022 10:49 am CDT

You have **disconnected** QuickBooks Online and ConnectBooster.

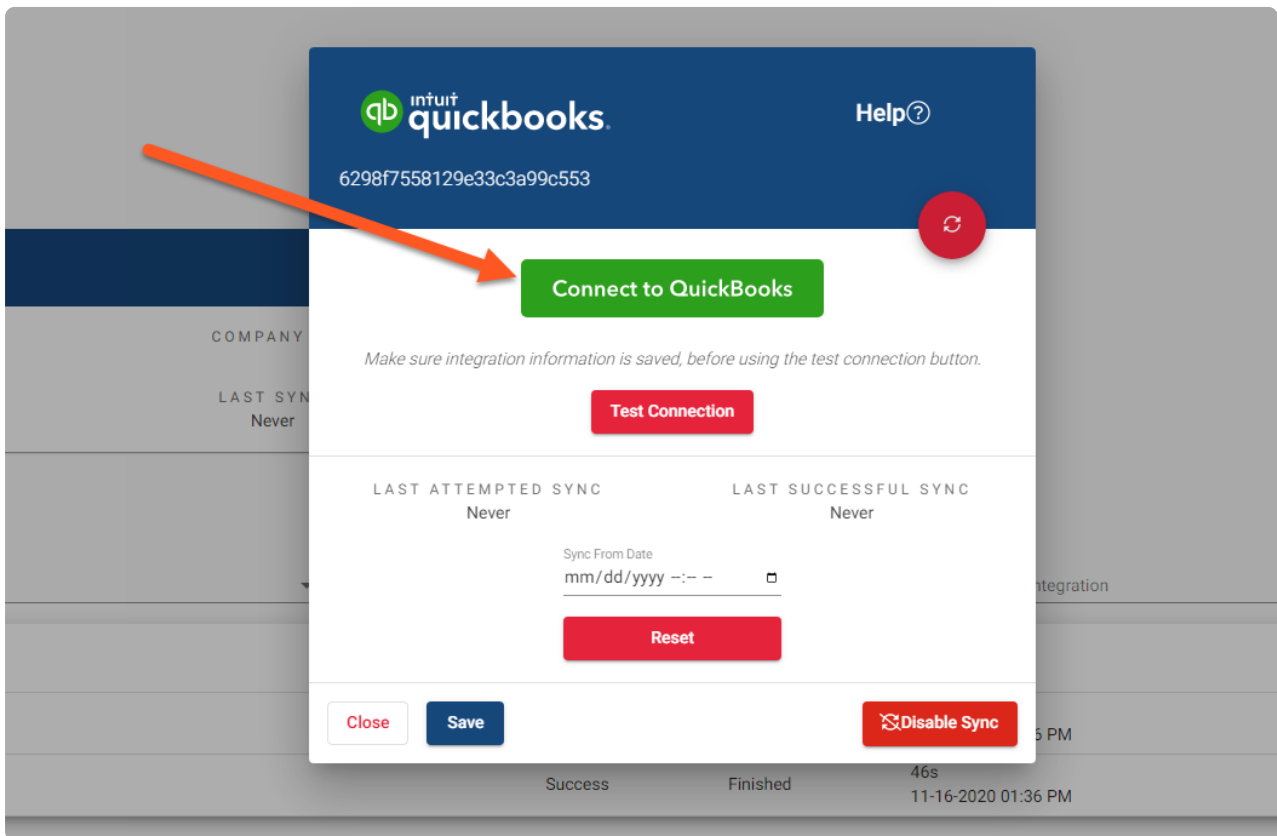
To reconnect, please follow the steps below.

## Text instructions:

Login to your mycompanyprefix.connectboosterportal.com

Navigate to  **Settings + Configurations + Integrations**

Click on the QuickBooks Online integration card.



Select "Connect to QuickBooks"


Enter your credentials, and "Sign In".

intuit

turbotax qb quickbooks mint

## Sign In

One account for everything Intuit, including QuickBooks. [Learn more](#)

 Sign in with Google

or

Email or user ID

Password

Remember me

 Sign In

*By selecting Sign In or Sign in with Google, you agree to our Terms and have read and acknowledge our Global Privacy Statement.*

[I forgot my user ID or password](#)


[New to Intuit? Create an account.](#)

Invisible reCAPTCHA by Google [Privacy Policy](#) and [Terms of Use](#).

 intuit quickbooks

Don't have an account? [Sign up now.](#)

## Sign in

 Sign in with Google

or

Email or user ID

Password

Remember me

 Sign In

[I forgot my user ID or password](#)